

***Evidence for effectiveness,
safety needle exchange
programs in prisons***

***Needle Exchange Programs in Australian Prisons:
Making it Happen***

Australian Injecting and Illicit Drug Users League

ACT Legislative Assembly, 20 May 2008

Dr. Alex Wodak, St. Vincent's Hospital, Sydney

awodak@stvincents.com.au

Acknowledgements:

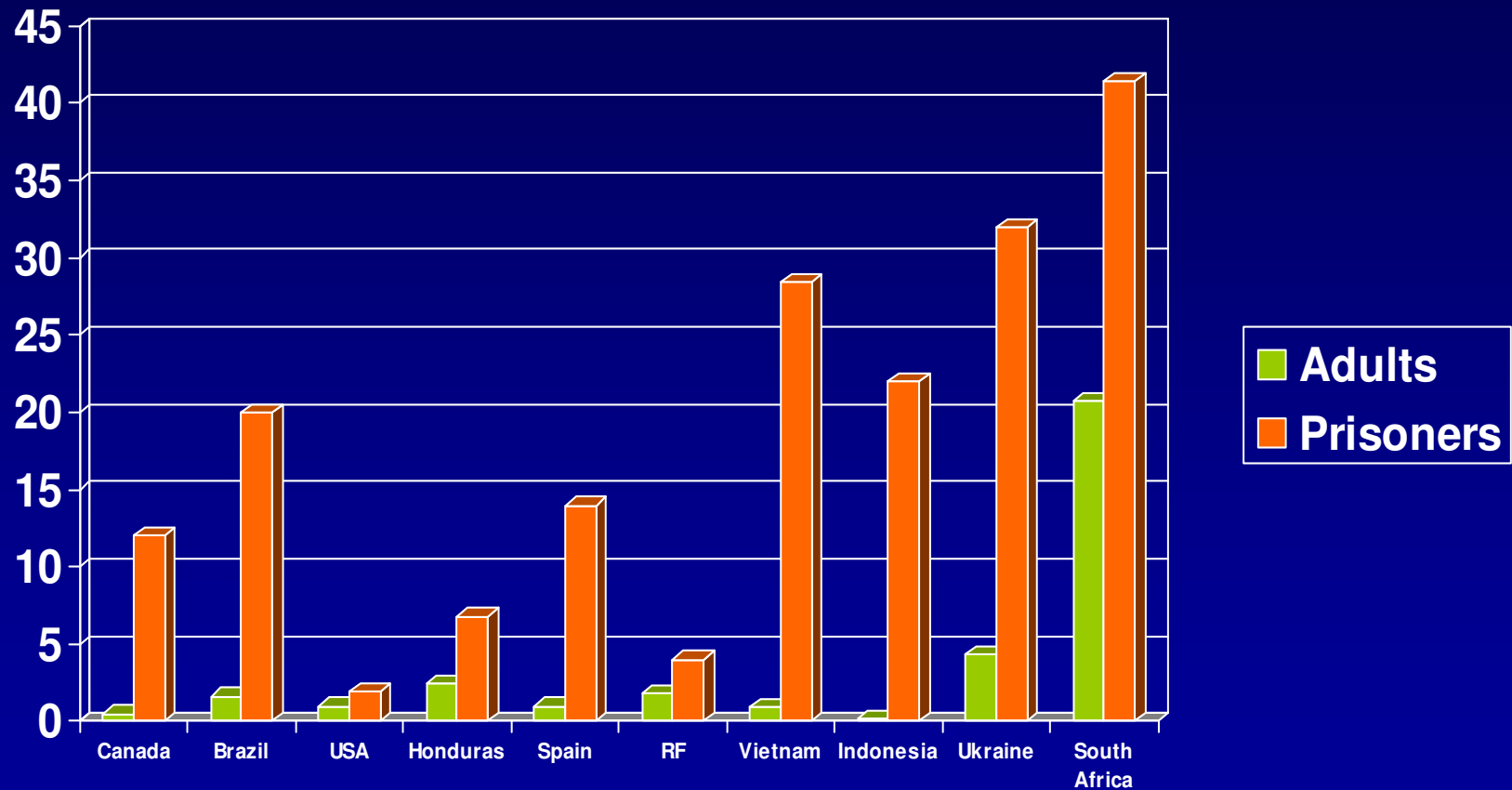
- Ralf Jürgens, Annette Verster
- UNODC, UNAIDS, WHO
- <http://www.who.int/hiv/idu/en/index.html>

Background:

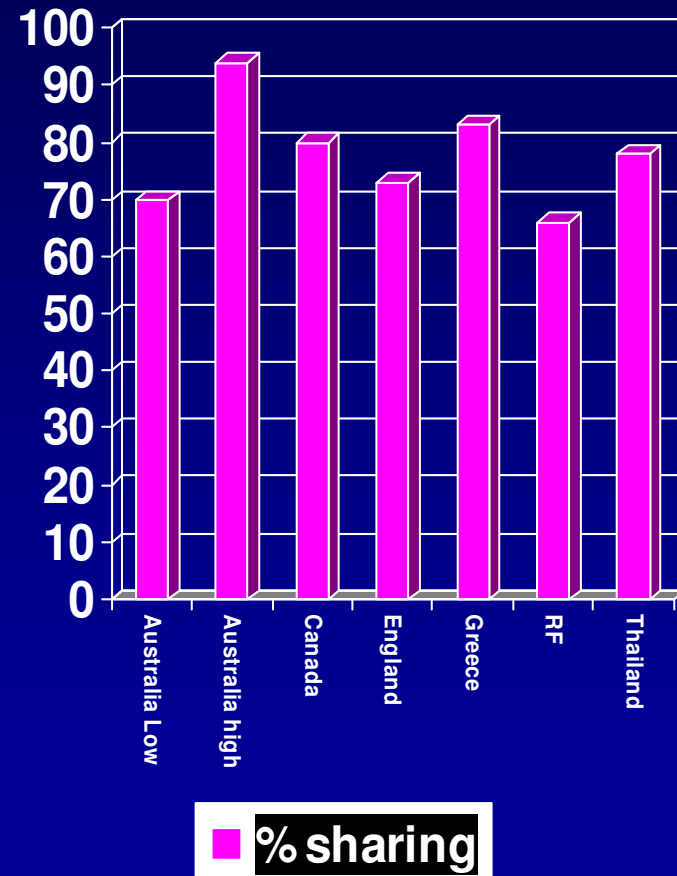
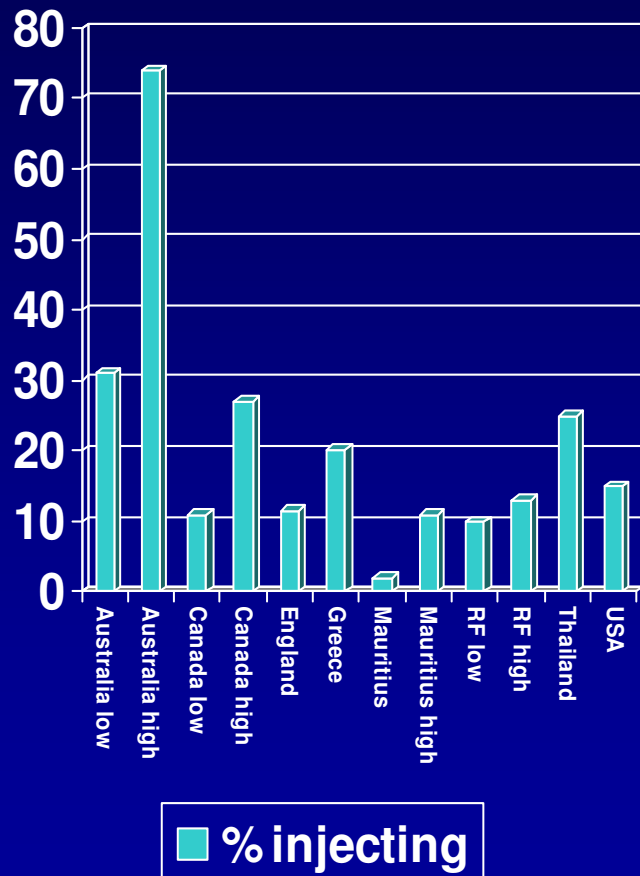
- **HIV prevalence prisons > general population**
- **Hepatitis C even higher**
- **Risk behaviours prevalent in prisons**
- **HIV outbreaks in prisons documented**
- **High turnover prison populations**

Dolan et al., 2007, Macalino et al., 2004, Dolan & Wodak, 1999;
MacDonald, 2005; Bobrik et al., 2005; Taylor et al., 1995

HIV prevalence selected countries:



Injecting, needle sharing prison:










Managing HIV in prisons:

1. Needle exchange programs, bleach
2. Provision condoms, other measures to ↓ sexual transmission
3. Opioid substitution therapies, other drug treatments
4. HIV care, treatment, and support
5. Reduce size prison population

Prison Needle Exchange Programs:

Country	Start	#Prisons with NEPs (2006)
Switzerland	1992	7
Germany	1996	1 (6 closed following political decision)
Spain	1997	38
Moldova	1999	7
Kyrgyz Rep.	2002	11
Belarus	2003	1 (as of 2004)
Luxembourg	2005	1
Isl. Rep. of Iran	2005	1 to 6
Armenia	2004	3
Ukraine	2007	2 pilot projects due start September 2007
UK (Scotland)	2007	pilot study approved to start in 2007
Portugal	2007	implementation by 2008

Evidence NEPs:

Prison	Incidence HIV&HCV	Needle sharing	Drug use	Injecting
Am Hasenburg (D)			No increase	No increase
Basauri (Es)	No HIV		No increase	No increase
Hannoversand (D)			No increase	No increase
Hindelbank (CH)	No HIV		Decrease	No increase
Lehrter Strasse & Lichtenburg (D)	No HIV but HCV		No increase	No increase
Linger 1 (D)	No HIV		No increase	No increase
Realta (CH)	No HIV	Single cases	Decrease	No increase
Vechta (D)	No HIV		No increase	No increase
Vierlande (D)	No HIV	Little change or reduction	No increase	No increase

(Stöver & Nelles, 2003; Stark et al., 2005; Rutter et al., 2001)

Conclusions evidence PNEPs:

- **Appear as effective as community NSPs prevention BBV infections**
- **No serious negative consequences**
 - **No increase in drug use or injecting**
 - **Needles not used as weapons**
- **Referral to drug dependence treatment**

Recommendations PNEPs:

- **Introduce PNEPs urgently, expand to scale**
- **Easy, confidential access to PNEPs**
- **Pilot programs but avoid delay expansion of PNEPs**
- **Additional research in resource-poor settings to identify service delivery models**

Bleach decontamination strategies:

- **Feasible, does not compromise security**
- **Doubts about effectiveness**
 - Conditions in prisons reduce probability of effective decontamination
- **Second-line strategy to PNEPs**

Dolan et al., 1994; Dolan et al., 1996; CSC, 1999, WHO, 2004, Small, 2005; Taylor & Goldberg, 1996)

Recommendations Bleach:

- **Bleach programmes cannot replace PNEPs**
- **Provide information and education on limited effectiveness**
- **Continue efforts to introduce PNEPs**

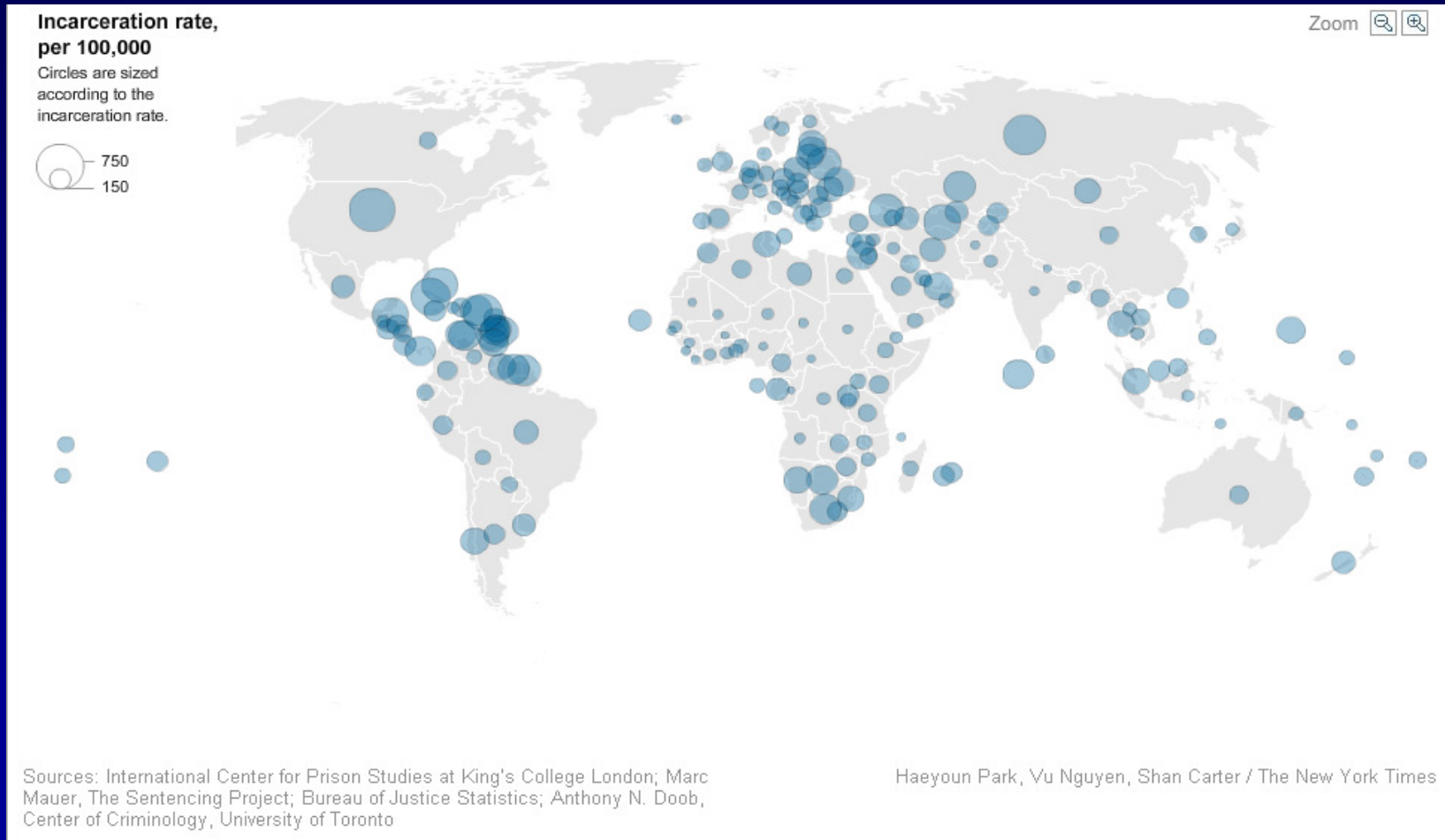
General principles:

- *‘All prisoners have the right to receive health care, including preventive measures, equivalent to that available in the community’*

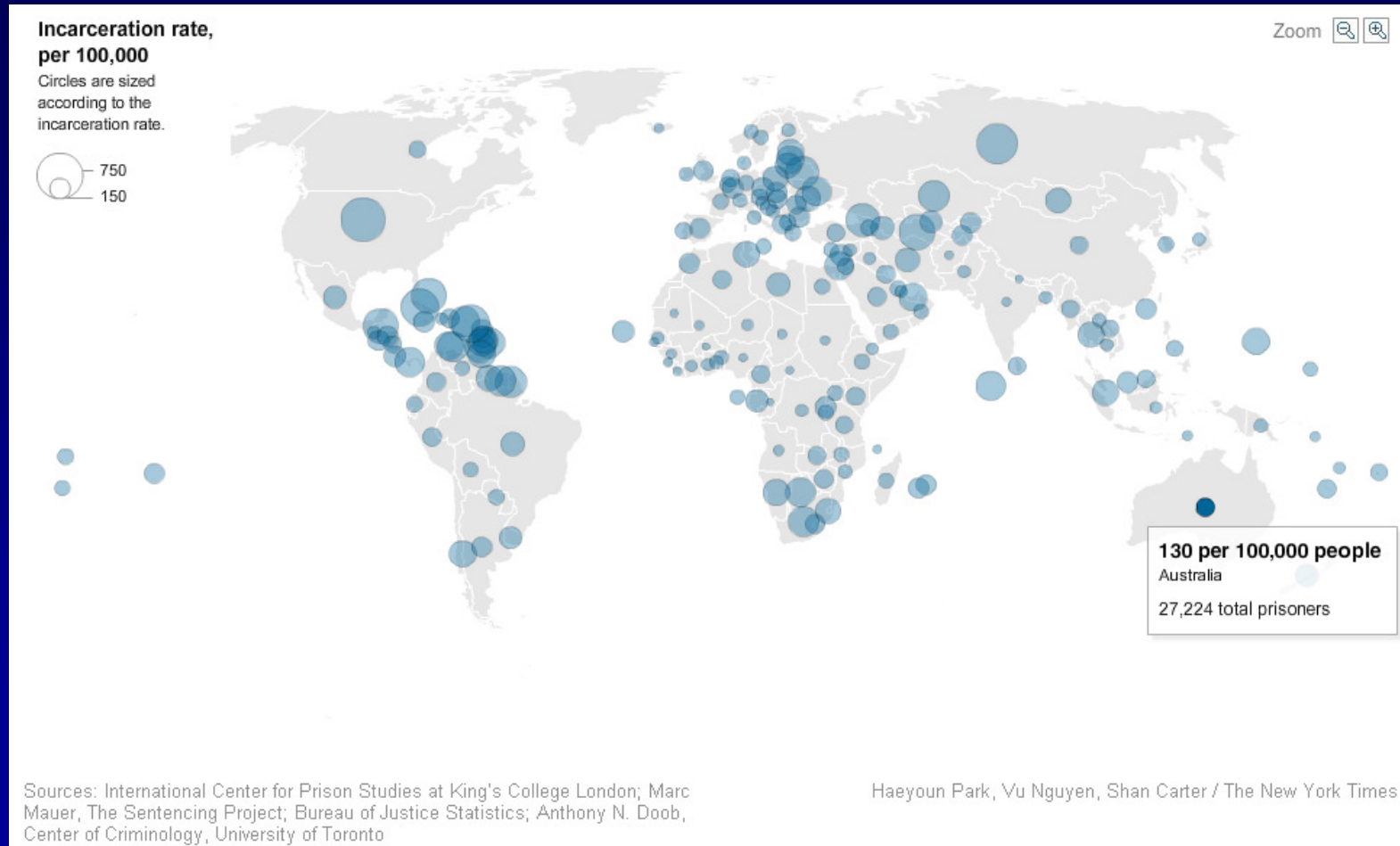
WHO, 1993

- **Time to act: Universal access is also for prisoners**

Prison Population Around the Globe – World Wide



Prison Population Around the Globe – World Wide

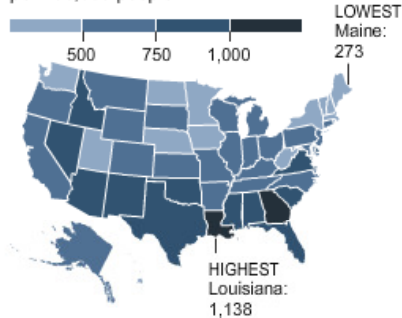


Prison Population Around the Globe – In the U.S.

Prisoners in the U.S.

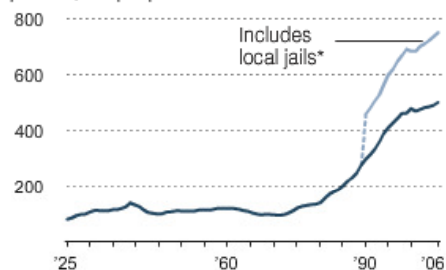
The incarceration rate varies widely from state to state.

Incarceration rate in each state, per 100,000 people



The incarceration rate has increased significantly while the crime rate has fallen in recent years. Efforts to combat illegal drugs, high levels of violent crime and longer sentences are some reasons legal experts offer for the exceptionally large prison population in the U.S.

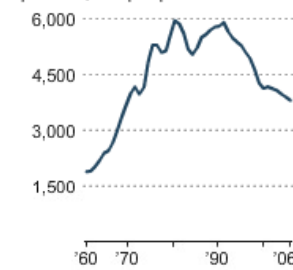
Incarceration rate in state and federal prisons, per 100,000 people



Homicide rate, per 100,000 people



Overall index crime rate, per 100,000 people

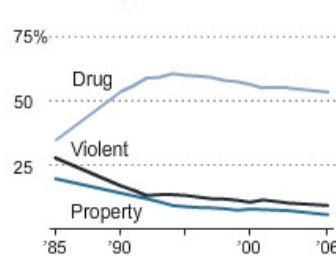


A majority of prisoners under federal jurisdiction have been convicted of a drug offense, while more than half of the state prisoners have been incarcerated for violent crimes, like murder and rape.

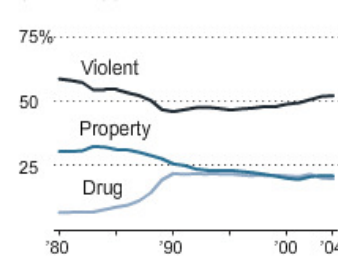
Reasons for incarceration

TYPE OF OFFENSE	IN FEDERAL PRISON, 2006	IN STATE PRISON, 2004
Violent	9.4%	52.1%
Property	5.7	20.8
Drug	53.2	19.6
Immigration	11.1	0
Weapons	13.8	0
Public order	6.0	7.0
Other	0.9	0.5

FEDERAL PRISON



STATE PRISON



Sources: International Center for Prison Studies at King's College London; Marc Mauer, The Sentencing Project; Bureau of Justice Statistics; Anthony N. Doob, Center of Criminology, University of Toronto

Haeyoun Park, Vu Nguyen, Shan Carter / The New York Times